

## **S01001 Android Car Radio Carplay USB Dongle User Manual**

### **What is CarPlay?**

CarPlay can use most of the basic features of the iPhone via the car's control panel. Some of these features include Siri voice assistant tools, iTunes music, apple maps and SMS. Through CarPlay, the driver can pick up the phone without leaving hands off the steering wheel and can also hear the voice mail.

### **What features does this Carplay USB Dongle have?**

1. Support all Android Car DVD products.(Pre-installed App is necessary.)
2. Support the original car voice control.
3. Support the original car screen touch.
4. The mobile phone USB data wire should be plugged into Car DVD USB port to realize CARPLAY successful connection.
5. Or you can make Car DVD USB wire plug into the mobile data interface to realize CARPLAY successful connection.
6. It is compatible with IOS/Android mobile phone.
7. Support the latest IOS system.

### **How to Use this Carplay USB Dongle?**

Step1. Install the [**AutoPlay.apk**] in your car radio or a car multimedia player.

Step2. After successfully install the APK file, enter the App, and then connect this Carplay USB dongle to the car radio's USB input port.

Step3. Please confirm that the host is connected successfully. After a few seconds, the first icon will be lit.

Step4. Connect your mobile phone to this Carplay USB dongle via the phone's USB data cable.

Step5. Further improve the User Interface display.

Step6. Now you can enjoy your phone carplay function in your car.

To download and install the APP, you can click:

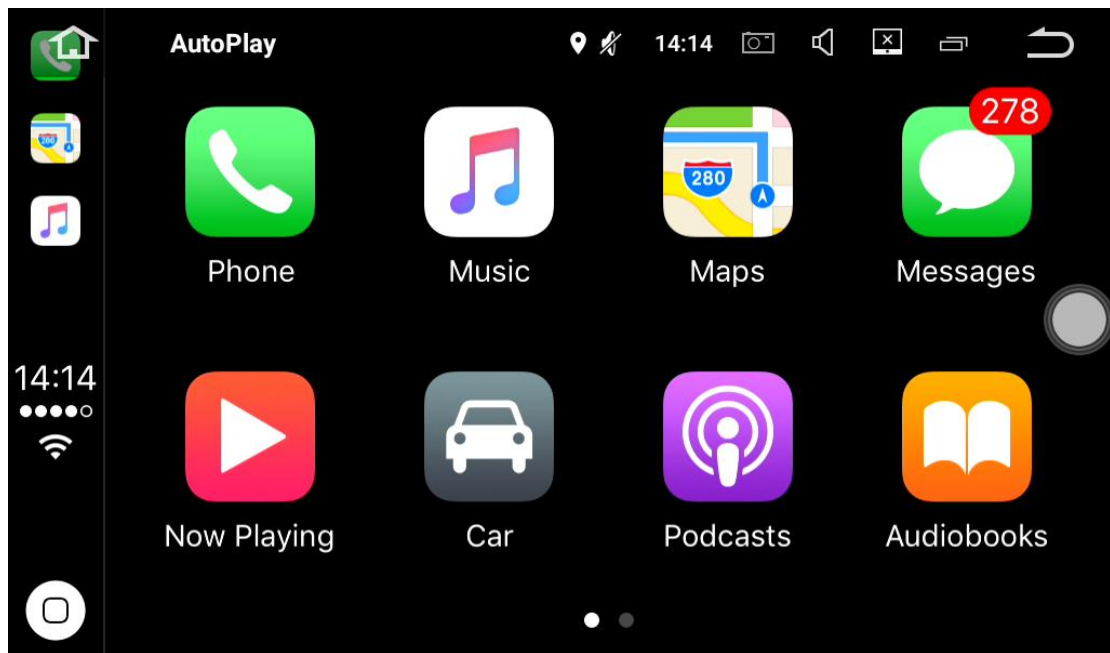
<https://drive.google.com/open?id=14P8GoO3vX7ERnryU-8p3bH0Dp2Oa6SLq>

To further know how to use this Carplay USB dongle, you can click:

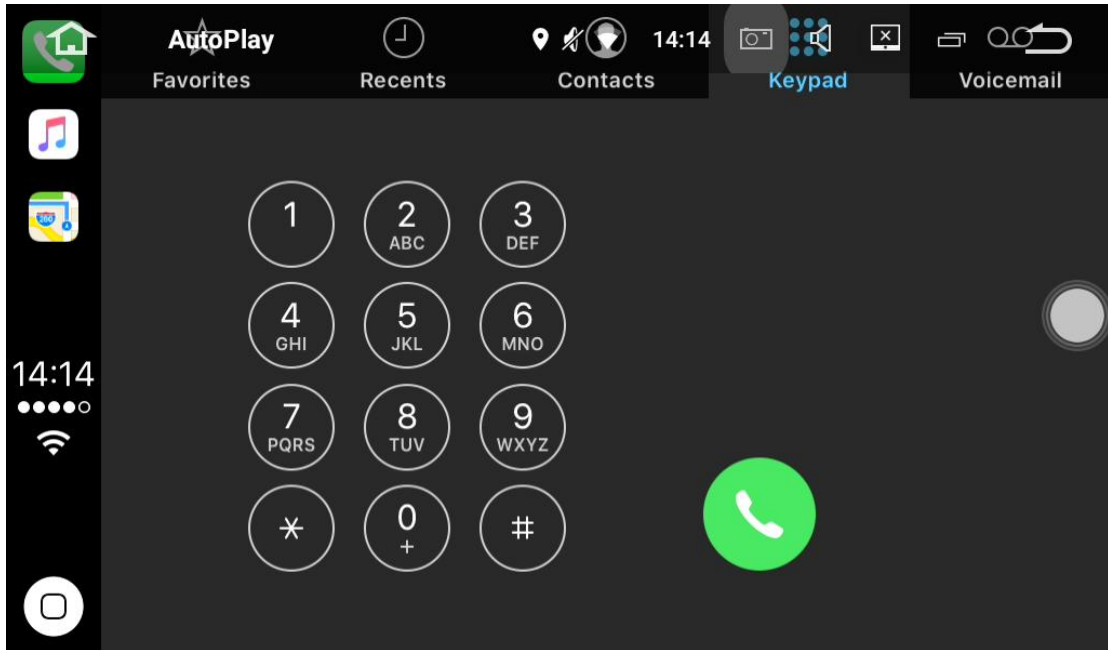
<https://youtu.be/xQeD1SvjG84>



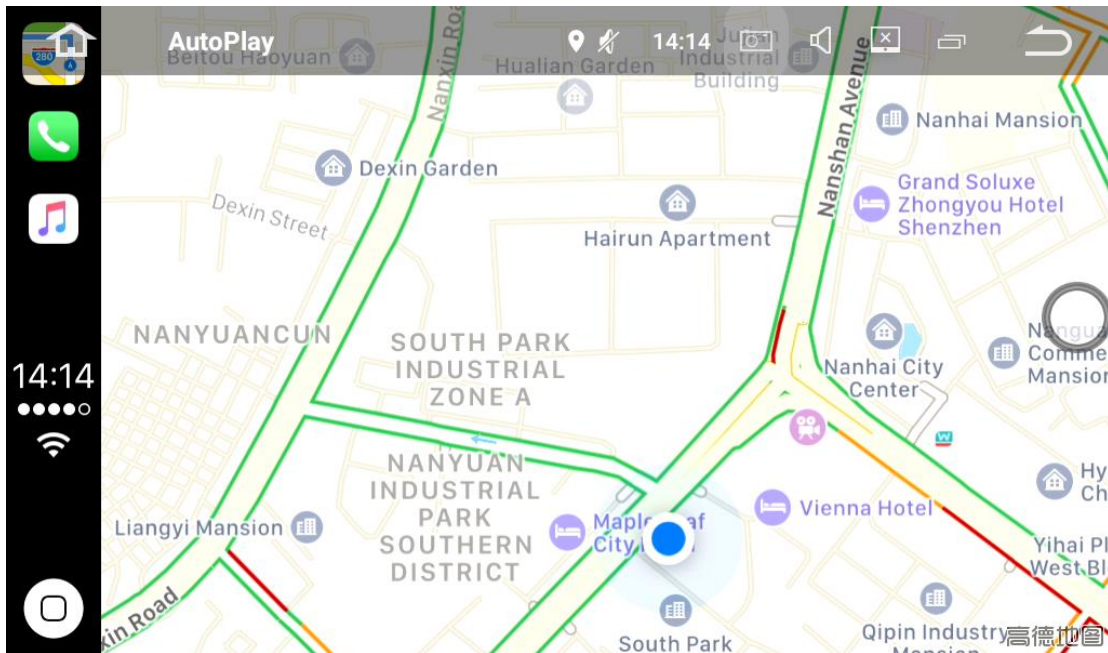
### Carplay Main Interface



### Phone Call Function



### Navigation Function



Music Function

